












Table B.5 Property Vintage of House Price Data

	Series	Existing	New	New & Existing	Other
 AU - Australia	AU ^c			✓	
	AU ^h			✓	
 BE - Belgium	BE ^c	✓			
 CA - Canada	CA ^c			✓	
	CA ^h	✓			
 CH - Switzerland	CH ^c			✓	
 DE - Germany	DE ^c	✓			
	DE ^{h1}	✓			
	DE ^{h2}	✓			
	DE ^{h3}		✓		
 DK - Denmark	DK ^c			✓	
	DK ^h			✓	
 ES - Spain	ES ^c	✓			
	ES ^{h1}			✓	
	ES ^{h2}			✓	
 FI - Finland	FI ^c	✓			
	FI ^h	✓			
 FR - France	FR ^c	✓			
	FR ^h	✓			
 GB - United Kingdom	GB ^c			✓	
	GB ^{h1}			✓	
 HR - Croatia	HR ^c	✓			
	HR ^{h1}			✓	
	HR ^{h2}		✓		

Prices from around the world, all under one roof.

	Series	Existing	New	New & Existing	Other
 IE - Ireland	IE ^c	✓			
	IE ^{h1}	✓			
	IE ^{h2}		✓		
 IL - Israel	IL ^c			✓	
	IL ^h			✓	
 IT - Italy	IT ^c			✓	
	IT ^h		✓		
 JP - Japan	JP ^c			✓	
	JP ^h				✓
 KR - S. Korea	KR ^c			✓	
	KR ^h				✓
 LU - Luxembourg	LU ^c			✓	
	LU ^h			✓	
 NL - Netherlands	NL ^c	✓			
	NL ^h	✓			
 NO - Norway	NO ^c	✓			
	NO ^h				✓
 NZ - New Zealand	NZ ^c			✓	
 SE - Sweden	SE ^c			✓	
	SE ^h			✓	
 US - United States	US ^c	✓			
 ZA - S. Africa	ZA ^c			✓	
	ZA ^h			✓	

Note: JP^h measures surveyed sites according to actual land use. KR^h vintage cannot be determined from the source. NO^h vintage cannot be determined from the source.